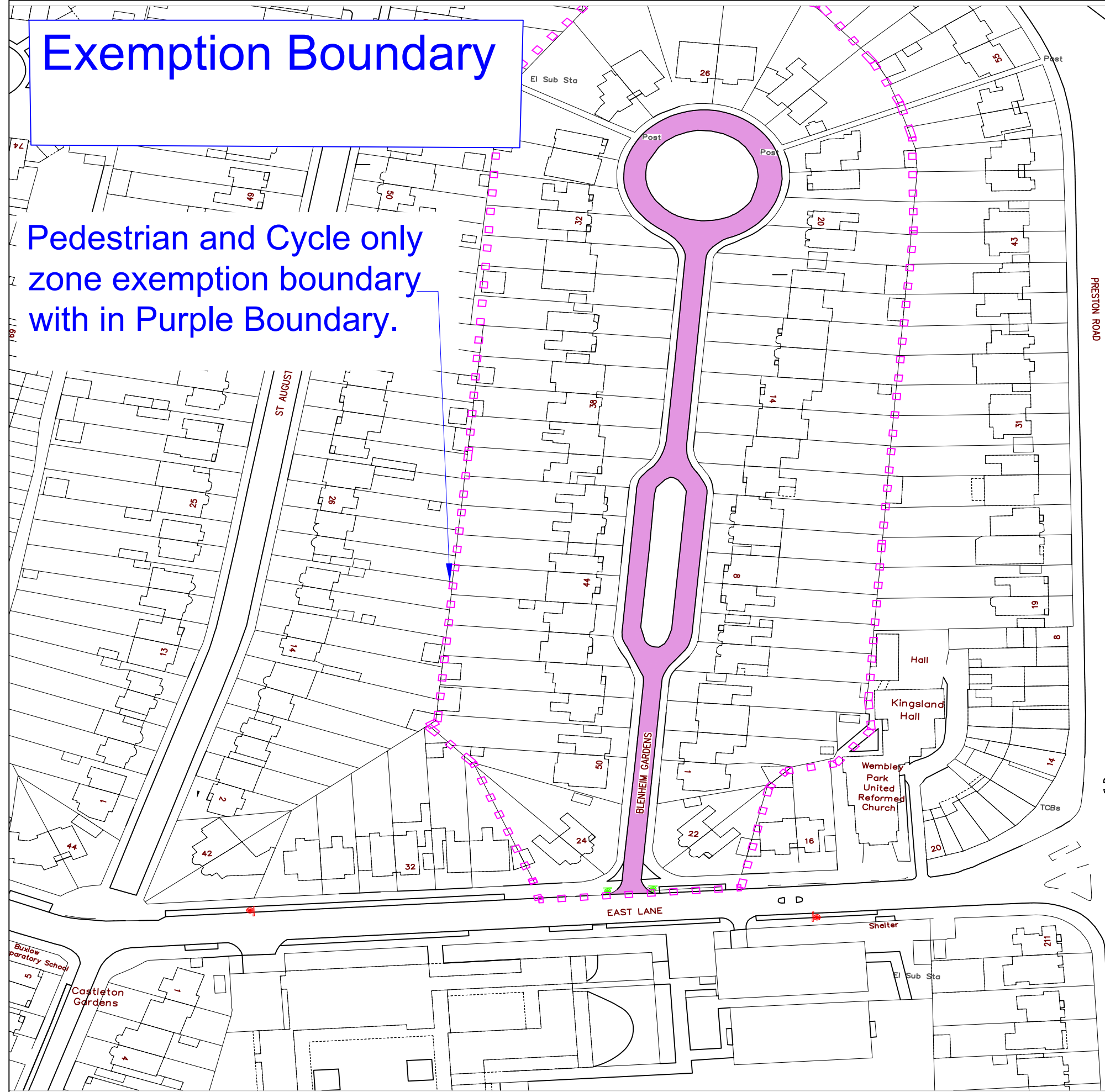
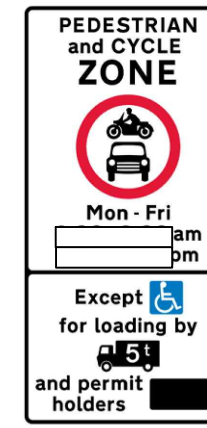


Exemption Boundary

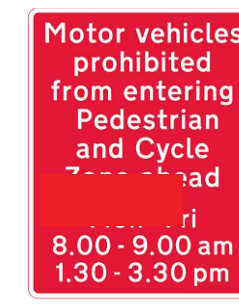
Pedestrian and Cycle only zone exemption boundary with in Purple Boundary.



Pedestrian and Cycle Zone Mon-Fri 8:15am to 9:15am and 2:30pm to 4:30pm



Example of Pedestrian and Cycle Zone entry sign



Example of advanced warning sign

Reproduced from Ordnance Survey mapping data with the permission of the Controller of Her Majesty's Stationery Office (c) Crown Copyright. Unauthorised reproduction infringes Crown Copyright and may lead to prosecution or civil proceedings. London Borough of Brent, 10022560, 2011

London Borough of Brent
Environment & Neighbourhood Services
Highways and Traffic Design
Brent Civic Centre, Engineers Way,
Wembley, Middlesex, HA9 0PJ

Date	Rev.	Comments

Notes

KEY

Job Title
School Engineering Scheme
Part 3

Drawing Title
Consultation Drawing
East Lane / Blenheim Grds

Scale Not to scale	A1	Designed PA Drawn PA
Date created Jan 2022		Checked SF Approved DH
Drawing No. 01		Rev. A
CAD Ref.	walking and cycling eng 2022	